

KALTURA VIDEO BUILDING BLOCK FOR BLACKBOARD LEARN

Seamlessly weave video into the heart of your teaching and learning environment.

Enable today's most powerful video use cases, including classroom capture, blended or flipped classrooms, video assignments, quizzes, and more by integrating cutting-edge tools directly into Blackboard.

Capture & Upload

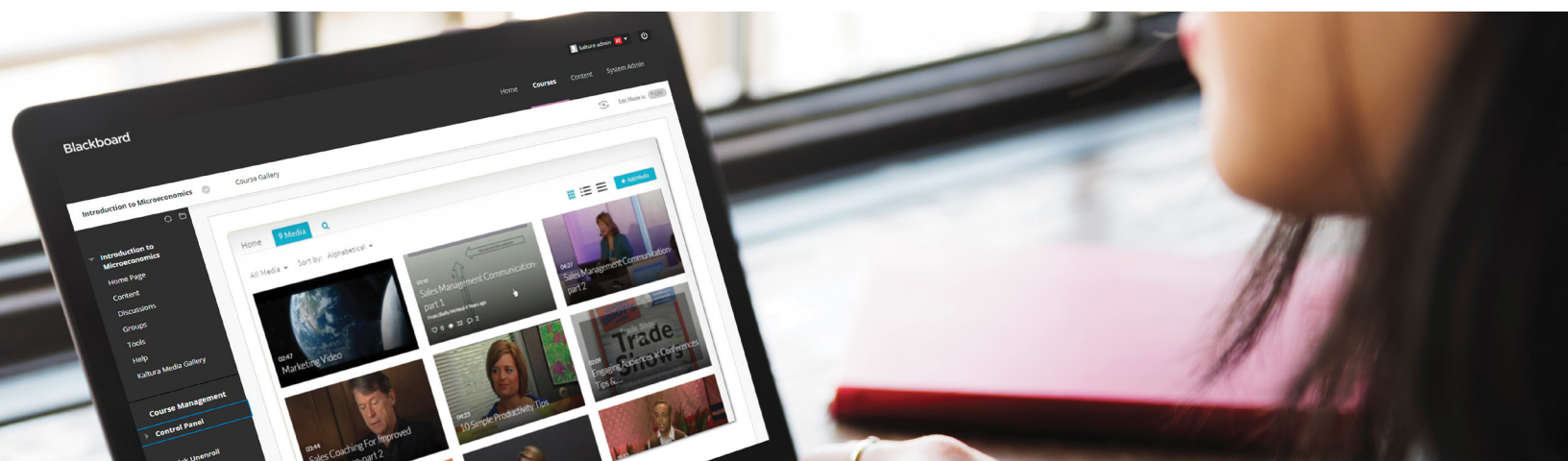
- Easily capture in class, at home, or on-the-go with webcam videos or Kaltura CaptureSpace to create welcome messages, assignments, demonstrations, and more. Includes automated publishing and interactive viewing of recordings within the LMS.
- Upload any type of rich media from your computer or mobile device. Admins save time with bulk media uploads.
- Create screen recordings to share presentations and tutorials with relevant groups.
- Produce engaging learning resources by synchronizing videos with presentations and playing them simultaneously, side-by-side.

Edit

- Trim and clip longer videos into easily digestible, shorter formats.
- Create effective thumbnails to promote your videos—upload images, grab a frame, or use our automatic thumbnail generator.

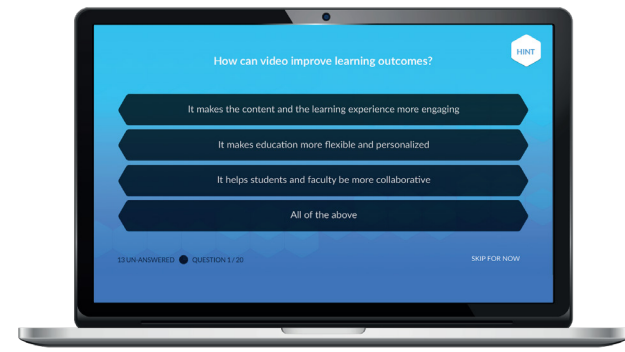
View and Interact

- Benefit from Kaltura's fast, flexible Video Player:
 - Design players to match your brand and provide the functionality you require.
 - Provide the best viewing experience through automatic device detection, HTML5 Playback, and adaptive bit rate capabilities.
 - Offer a better viewing experience with Kaltura's responsive design, which automatically adjusts site layout to the viewer's screen size and device.
 - Provide equal access to hearing impaired and second language audiences through our ADA/508 compliant player.
- Engage multi-lingual and hearing-impaired audiences with captions.
- Use video commenting to boost user participation.



Organize and Share

- Upload and manage videos using the My Media private media library for each Blackboard user. Let users search and view videos related to each course using the intuitive Course Media Gallery.
- Make it simple for users to add video to assignments, discussions, blogs, and more, directly from the Kaltura Mashup option within the rich text editor. Alternatively, add videos via the Blackboard content tool.
- Use built-in moderation capabilities to easily monitor and remove inappropriate comments, and allow student uploads.
- Quickly find videos using Kaltura's advanced, metadata-based search; Automated Speech Recognition also enables you to search through every spoken word.




Analyze

- Get a clear picture of how students interact with video from within Blackboard and improve your future video strategy.
- Gain insights with summary and engagement reports for instructors.

Administrate

- Save time and money by streamlining video management: with Kaltura, students and faculty are no longer dependent on a central media team to upload and manage videos in the LMS.
- Control access per video file, geographic location/domain, and the IP address range from which the video can be viewed. Content is secured and all existing Blackboard permissioning is applied.
- Give students the optimal viewing experience, and prevent your LMS from stalling under the weight of video files with Kaltura's tier-one hosting and CDN.
- Enjoy new features and functionality, as soon as they become available and at your own pace. The Kaltura Application Framework, our cloud based, LTI-compliant, hosted framework that is served directly from the Kaltura cloud servers. All that is required at your end is a simple configuration change - there is no need to install new versions or perform upgrades.



Learning Tools Interoperability™ (LTI) Compliant

ABOUT KALTURA

With the mission to power any video experience, Kaltura has emerged as the fastest growing video platform. Kaltura is deployed globally in thousands of educational institutions, enterprises, media companies, and service providers and engages hundreds of millions of viewers at school, at work, and at home.

For more information: www.kaltura.com.

GETTING STARTED

Learn more: Visit our Blackboard resource page at: <https://corp.kaltura.com/products/education/lms-video-plugins/>

Get in touch: Fill out this form <https://corp.kaltura.com/products/education/lms-video-plugins/request-demo/> and one of our education video experts will help you find the best solutions for your needs.



KALTURA